



Challenger

**A TECHNICAL
BREAK**

www.challenger-motorhomes.com

// OVERVIEW 2025

COMPACT



VANS

BREAK EDITION / SPORT EDITION



SLIM LOW PROFILES

BREAK EDITION / SPORT EDITION



X SERIES

OPEN EDITION

TRADITIONALS



LOW PROFILES

BREAK EDITION / ETAPE EDITION



OVERCABS

BREAK EDITION



A-CLASS

ETAPE EDITION



Find all our motorhomes in "night-time" configuration on our website

CHALLENGER-MOTORHOMES.COM

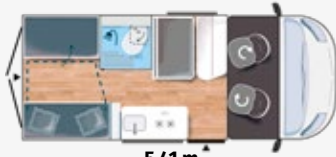


Fold-down bed or additional sleeping space



TRANSVERSE BEDS

V114S FIAT



5,41 m

V114 FIAT



5,99 m

S194



5,99 m



BUNK BEDS

V114 MAX FIAT



5,99 m

F&S EDITION FIAT



5,99 m

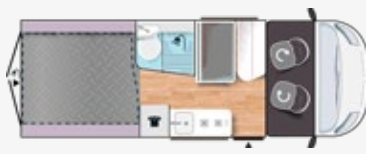
NEW

SPECIAL EDITION



FOLD-DOWN BEDS


V210 FIAT



6,36 m

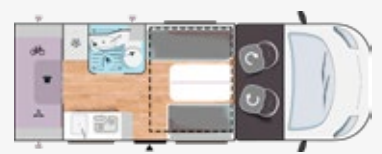
Only available in SPORT finish.

X150 FIAT



5,99 m

X250 FIAT



6,36 m



TWIN BEDS

V217 FIAT



6,36 m

S217



6,59 m



LATERAL BEDS

S215



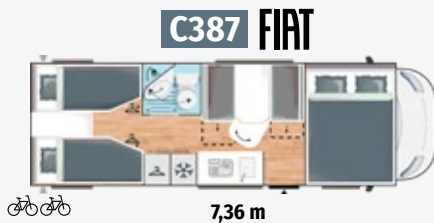







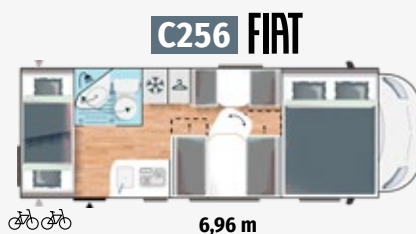
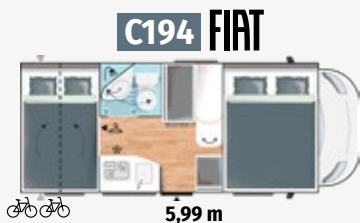



6,59 m

NEW

GENERAL INFORMATION

- The towing equipment can, in certain cases, change the number of passengers on the car registration papers. Your dealer will be able to give you more information.
- Kerb weight: the kerb weight includes the weight of the driver (75 kg), 20 L of clean water, 90% fuel and 100% gas. The kerb weights indicated take into account only standard ex-works equipment. A difference of +/- 5% in the kerb weight is accepted by EU regulations. The manufacturer reserves the right to change this kerb weight.
- You may be able to find certain heavy accessories like large blinds or generators in the marketplace. The weight of these accessories should be deducted from the payload and could possibly lead to a reduction in the actual passenger numbers. It is therefore important not to exceed the maximum loads on axles and the technically acceptable loaded weight when the vehicle is fully loaded.
- The clean water tank capacity approved for road use is 20 L, and must comply with the regulations governing the technically acceptable laden weight. It is up to the user to adapt the loads and the number of passengers to the vehicle's loaded weight. To do this, the clean water reservoir capacity can be adjusted by the user to avoid reducing the number of passengers.
- Some models photographed in this catalogue may be shown with equipment supplied as an option. The characteristics of photographed models may vary from one country to the next. Despite the care taken in producing this catalogue, this cannot be viewed as a contractual document. CHALLENGER RESERVES THE RIGHT TO MODIFY ITS MODELS WITHOUT PRIOR NOTICE. CHALLENGER CANNOT BE HELD LIABLE FOR ANY MODIFICATIONS MADE BY ITS SUPPLIERS NOR TYPOGRAPHICAL ERRORS WHEN PRINTING THESE DOCUMENTS. It is forbidden to reproduce any text or documents, even in part. Do not litter the public highway.
- Your retailer is at your disposal to advise you and provide you with any additional information. The vehicles have been type-approved in accordance with Directive 2007/46 and comply with current European regulations.
- Where there are multilingual versions, the French text is the binding version.





VANS

A SPORTY BREAK

	V114S		V114		V114 MAX		V210
	BREAK EDITION	SPORT EDITION	BREAK EDITION	SPORT EDITION	BREAK EDITION	SPORT EDITION	SPORT EDITION
BASE VEHICLE	FIAT		FIAT		FIAT		FIAT
Engine power HP-kW	140 - 103		140 - 103		140 - 103		140 - 103
Transmission	Manual		Manual		Manual		Manual
EXTERIOR DIMENSIONS							
Overall length (m)	5.41		5.99		5.99		6.36
Overall width (m)	2.05		2.05		2.05		2.05
Overall height (m)	2,65		2,65		2,65		2,65
Interior height (m)	1,89		1,89		1,89		1,89
Wheelbase (m)	3,45		4,03		4,03		4,03
15" steel wheels with trims	✓	✗	✓	✗	✓	✗	✗
16" alloy wheels	✗	✓	✗	✓	✗	✓	✓
CAPACITY (Standard base vehicle)							
Seats authorised for road use (1)	4		4		4		4
Isofix mounts	✗		✗	○	✗	○	○
Sleeping berths	2 + 1*		2 + 1*		4 + 1*		2 + 1*
Dining seats	4		4		4		4
WEIGHT (KG)							
Max technically permissible laden mass	3500		3500		3500		3500
Kerb weight (+/- 5%)	2882	2997	2913	3008	2934	3050	3050
Towable weight	2500		2500		2500		2500
AUTONOMY							
Fresh water capacity (L)	90		85		90		85
Waste water capacity (L)	75		90		90		90
Fuel tank capacity (L)	90		90		90		90
Gas cylinder capacity (kg)	7 (x2)		7 (x2)		5		7 (x2)
Pre-equipment for battery (battery supplied by the dealer)	✓		✓		✓		✓
HEATING / AIR CONDITIONING							
Gas combined heating/water heater	4000 W	✗	4000 W	✗	4000 W	✗	✗
Vehicle fuel heating with supply air circuit	✗	4000 W	✗	4000 W	✗	4000 W	4000 W
10 L water heater (gas) with electronic ignition	✗	✓	✗	✓	✗	✓	✓
SLEEPING SPACE (CM)							
Rear double bed	132/116 x 186		149 x 186		144 x 186		✗
Electric fold-down bed, sleeps 2 (max. 250 kg)	✗		✗		✗		160 x 185/175 (2); 190 x 185/75 (3)
Lower berth	✗		✗		✗		✗
Upper berth	✗		✗		✗	133 x 184	✗
Twin beds	✗		✗		✗		✗
Dining nook convertible into sleeping space	✗		✗		✗		✗
Dining nook convertible into extra spare sleeping space	93/50 x 146 (4)		93/50 x 160 (4)		93/50 x 160 (4)		95/50 x 156 (4)
Pop-up roof (125 kg)	○		○		○		○
KITCHEN							
Compressor refrigerator (12V/230V)	70L		70L	84L	70L	84L	84L
Cooking rings	2		2		2		2

*Dining nook convertible into extra spare sleeping space
 (1) Subject to homologation.
 (2) In raised position
 (3) In lowered position
 (4) Top of bed: 93 or 95 cm - Bottom of bed: 50 cm

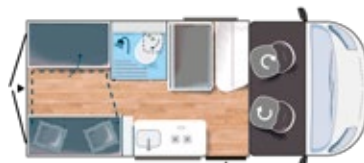
✓ AS STANDARD ○ OPTIONAL ✗ NOT AVAILABLE



NEW
SPECIAL EDITION

V217		F&S EDITION
BREAK EDITION	SPORT EDITION	FIAT
140 - 103		140 - 103
Manual		Manual
6.36		5.99
2.05		2.05
2,65		2,65
1,89		1,89
4.03		4.03
✓	✗	✗
✗	✓	✓
4		5
✗	○	✓
2 + 1*		5
4		5
3500		3500
3025	3140	3050
2500		2500
85		85
90		90
90		60
7 (x2)		5
✓		✓
4000 W	✗	✗
✗	4000 W	4000 W
✗	✓	✓
✗		✗
✗		✗
✗		79.5 x 185
✗		68 x 183
80 x 195 + 80 x 186		✗
✗		88 x 190
95/50 x 156 (4)		✗
○		130 x 200
70 L	84 L	84 L
2		2

V114S FIAT



5,41 m

V114 FIAT



5,99 m

V114 MAX FIAT



5,99 m

V210 FIAT



6,36 m

Only available
in SPORT finish.

V217 FIAT



6,36 m

F&S EDITION FIAT



5,99 m

NEW **SPECIAL EDITION**



All the technical data
are available at
www.challenger-motorhomes.com



Videos of
our vehicles



Virtual viewing
360°



Download
your catalogue



Technical
info



Vehicle
comparison tool



Choice of vehicle
according to
your profile



SLIM LOW PROFILES

A DISCOVERY BREAK

NEW

S194

S215

	BREAK EDITION	SPORT EDITION	BREAK EDITION	SPORT EDITION
BASE VEHICLE				
Engine power HP-kW	130 - 96	165 - 121	130 - 96	165 - 121
Transmission	Manual	Automatic	Manual	Automatic
EXTERIOR DIMENSIONS				
Overall length (m)	5,99		6,59	
Overall width (m)	2,10		2,10	
Overall height (m)	2,75		2,75	
Interior height (m)	1,96		1,96	
Wheelbase (m)	3,30		3,75	
Right garage door (cm)	895 x 590		930 x 765	
Left garage door (cm)	795 x 405		795 x 405	
16" steel wheels with trims	✓	✗	✓	✗
16" alloy wheels	✗	✓	✗	✓
CAPACITY (Standard base vehicle)				
Seats authorised for road use (1)	4		4	
Sleeping berths	2/3*		2/3*	
Dining seats	4		4	
WEIGHT (KG)				
Max technically permissible laden mass	3500		3500	
Kerb weight (+/- 5%)	2563	2665	2643	2747
Towable weight	2000		2000	
AUTONOMY				
Fresh water capacity (L)	105		105	
Waste water capacity (L)	100		100	
Fuel tank capacity (L)	70		70	
Gas cylinder capacity (kg)	13		13	
Pre-equipment for battery (battery supplied by the dealer)	✓		✓	
HEATING / AIR CONDITIONING				
Vehicle fuel heating with supply air circuit	4000 W		4000 W	
10 L water heater (gas) with electronic ignition	✓		✓	
Pre-equipped for living area air conditioning	✓		✓	
SLEEPING SPACE (CM)				
Fixed rear bed	132 x 189		143/82 x 188	
Twin beds	✗		✗	
<i>With sleeping space extension</i>	✗		✗	
Dining nook convertible into extra spare sleeping space	90 x 185		90 x 185	
KITCHEN				
Compressor refrigerator (12V/230V)	87L		87L	

*Dining nook convertible into extra sleeping space

(1) Subject to type approval

✓ AS STANDARD ○ OPTIONAL ✗ NOT AVAILABLE



S217

BREAK EDITION	SPORT EDITION
130 - 96	165 - 121
Manual	Automatic
6,59	
2.10	
2.75	
1,96	
3,75	
930 x 765	
795 x 405	
✓	✗
✗	✓
4	
2/3*	
4	
3500	
2646	2759
2000	
105	
100	
70	
13	
✓	
4000 W	
✓	
✓	
✗	
82 x 198 + 82 x 193 191 x 198	
90 x 185	
87 L	

S194



5,99 m

S215



6,59 m

S217



6,59 m



All the technical data are available at www.challenger-motorhomes.com



Videos of our vehicles



Virtual viewing 360°



Download your catalogue



Technical info



Vehicle comparison tool



Choice of vehicle according to your profile




THE SERIES X

A UNIQUE BREAK

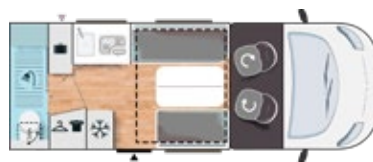
	X150	X250
	OPEN EDITION	OPEN EDITION
BASE VEHICLE	FIAT	FIAT
Engine power HP-kW	140 - 103	140 - 103
Transmission	Manual	Manual
EXTERIOR DIMENSIONS		
Overall length (m)	5,99	6,36
Overall width (m)	2,10	2,10
Overall height (m)	2,75	2,75
Interior height (m)	1,98	1,98
Wheelbase (m)	3,80	4,03
Right garage door (cm)	×	1145 x 640
Left garage door (cm)	1045 x 265 and 605 x 320	545 x 685 and 605 x 320
16" alloy wheels	✓	✓
CAPACITY (Standard base vehicle)		
Seats authorised for road use (1)	4	4
Isofix mounts	✓	✓
Sleeping berths	4	4
Dining seats	5	5
WEIGHT (KG)		
Max technically permissible laden mass	3500	3500
Kerb weight (+/- 5%)	2806	2911
Towable weight	2000	2000
AUTONOMY		
Fresh water capacity (L)	100	95
Waste water capacity (L)	100	100
Fuel tank capacity (L)	90	90
Gas cylinder capacity (kg)	13	13
Pre-equipment for battery (battery supplied by the dealer)	✓	✓
HEATING / AIR CONDITIONING		
Vehicle fuel heating with supply air circuit	4000 W	4000 W
10 L water heater (gas) with electronic ignition	✓	✓
Pre-equipped for living area air conditioning	✓	✓
SLEEPING SPACE (CM)		
Electric fold-down bed, sleeps 2 (max. 250 kg)	140 x 190	140 x 190
Dining nook convertible into extra spare sleeping space	140 x 190	140 x 190
KITCHEN		
Gas refrigerator (12V/230V)	134L AES	×
Compressor refrigerator (12V/230V)	×	150L

(1) Subject to homologation.

✓ AS STANDARD ○ OPTIONAL × NOT AVAILABLE

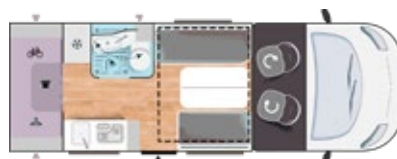


X150 FIAT



5,99 m

X250 FIAT



6,36 m



All the technical data are available at www.challenger-motorhomes.com



Videos of our vehicles



Virtual viewing 360°



Download your catalogue



Technical info



Vehicle comparison tool



Choice of vehicle according to your profile



LOW PROFILES

A BREAK WITH FRIENDS



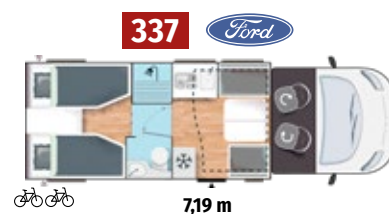





	240		250		260		270		328	
	BREAK EDITION	ETAPE EDITION	BREAK EDITION	ETAPE EDITION	BREAK EDITION	ETAPE EDITION	BREAK EDITION	ETAPE EDITION	BREAK EDITION	ETAPE EDITION
BASE VEHICLE	Ford		Ford		Ford		Ford		Ford	
Engine power HP-KW	130 - 96	165 - 121	130 - 96	165 - 121	130 - 96	165 - 121	130 - 96	165 - 121	130 - 96	165 - 121
Transmission	Manual	Automatic	Manual	Automatic	Manual	Automatic	Manual	Automatic	Manual	Automatic
EXTERIOR DIMENSIONS										
Overall length (m)	6.99		6.39		6.99		6.99		7.19	
Overall width (m)	2.35		2.35		2.35		2.35		2.35	
Overall height (m)	2.92		2.92		2.92		2.92		2.92	
Interior height (m)	2.11		2.11		2.11		2.11		2.11	
Wheelbase (m)	3.95		3.75		3.95		3.95		3.95	
Right garage door (cm)	1045 x 620		1045 x 620		1145 x 620		1145 x 620		1145 x 765	
Left garage door (cm)	620 x 1795		1845 x 605		1845 x 605		1845 x 605		545 x 320	
Rear garage door (cm)	X		X		X		X		605 x 1145	
16" steel wheels with trims	✓	X	✓	X	✓	X	✓	X	✓	X
16" alloy wheels	X	✓	X	✓	X	✓	X	✓	X	✓
CAPACITY (Standard base vehicle)										
Seats authorised for road use (1)	4		4		4		4		4	
Isofix mounts	X		✓		✓		✓		✓	
Sleeping berths	4		4		4		4		3/5*	
Dining seats	5		5		5		5		5	
WEIGHT (KG)										
Max technically permissible laden mass	3500		3500		3500		3500		3500	
Kerb weight (+/- 5%)	2984	3117	2908	3028	2970	3092	3006	3126	3063	3163
Towable weight	2000		2000		2000		2000		2000	
AUTONOMY										
Fresh water capacity (L)	105		95		105		105		105	
Waste water capacity (L)	100		100		100		100		100	
Fuel tank capacity (L)	70		70		70		70		70	
Gas cylinder capacity (kg)	13		13		13		13		13	
Pre-equipment for battery (battery supplied by the dealer)	✓		✓		✓		✓		✓	
HEATING / AIR CONDITIONING										
Vehicle fuel heating with supply air circuit	4000 W		4000 W		4000 W		4000 W		4000 W	
10 L water heater (gas) with electronic ignition	✓		✓		✓		✓		✓	
Pre-equipped for living area air conditioning	✓		✓		✓		✓		✓	
SLEEPING SPACE (CM)										
Rear bed(s)	X		X		X		X		160 x 190	
Twin beds	X		X		X		X		X	
Electric fold-down bed, sleeps 1 (max. 150 kg)	X		X		X		90 x 200 + 90 x 190		X	
Electric fold-down bed, sleeps 2 (max. 250 kg)	✓ 160 x 190		✓ 140 x 190		✓ 160 x 190		X		○ 140 x 190	
Lower bed	X		X		X		X		X	
Dining nook convertible into extra spare sleeping space	125 x 195		115 x 195		130 x 195		130 x 195		90 x 195	
KITCHEN										
Gas refrigerator/12V/230V	X		167 L AES		167 L AES		167 L AES		141 L AES	
Compressor refrigerator (12V/230V)	150 L		X		X		X		X	

*With optional fold-down bed
(1) Subject to homologation.

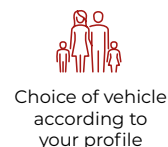


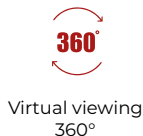

✓ AS STANDARD ○ OPTIONAL X NOT AVAILABLE



337		380		384	
BREAK EDITION	ETAPE EDITION	BREAK EDITION	ETAPE EDITION	BREAK EDITION	ETAPE EDITION
130 - 96	165 - 121	130 - 96	165 - 121	130 - 96	165 - 121
Manual	Automatic	Manual	Automatic	Manual	Automatic
719		719		729	
2.35		2.35		2.35	
2.92		2.92		2.92	
2.11		2.11		2.11	
3.95		3.95		3.95	
1045 x 765		1045 x 620		1045 x 620	
895 x 590		795 x 405		895 x 590	
X		X		X	
✓	X	✓	X	✓	X
X	✓	X	✓	X	✓
4		5		5	4
✓		✓		✓	
3/5*		6		5	
5		5		6	
3500		3500		3500	
3023	3137	3018	3078	3077	3162
2000		2000		2000	
105		95		100	
100		100		100	
70		70		70	
13		13		13	
✓		✓		✓	
4000 W		4000 W		4000 W	
✓		✓		✓	
✓		✓		✓	
X		X		76 x 200 x 2	
90 x 188 + 90 x 199		X		X	
X		✓ 74 x 190		X	
○ 140 x 190		✓ 160 x 190		✓ 140 x 190	
X		81 x 200		X	
90 x 195		130 x 195		105 x 195	
141 L AES		134 L AES		167 L AES	
X		X		X	



All the technical data are available at www.challenger-motorhomes.com


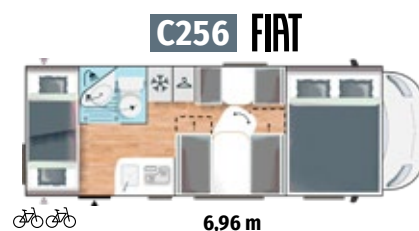
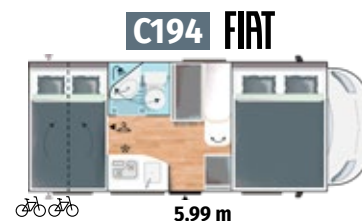




OVERCABS

A FAMILY BREAK

	C194	C256	C387
	BREAK EDITION	BREAK EDITION	BREAK EDITION
BASE VEHICLE	FIAT	FIAT	FIAT
Engine power HP-kW	140 - 103	140 - 103	140 - 103
Transmission	Manual	Manual	Manual
EXTERIOR DIMENSIONS			
Overall length (m)	5,99	6,96	7,36
Overall width (m)	2,35	2,35	2,35
Overall height (m)	3,06	3,06	3,06
Interior height (m)	2,05	2,05	2,05
Wheelbase (m)	3,45	3,80	4,03
Right garage door (cm)	1045 x 620	1145 x 565	1045 x 765
Left garage door (cm)	795 x 405	795 x 405	895 x 590
15" steel wheels with trims	✓	✓	✓
CAPACITY (Standard base vehicle)			
Seats authorised for road use (1)	5	7	6
Sleeping berths	4	7	6
Dining seats	5	7	6
WEIGHT (KG)			
Max technically permissible laden mass	3500	3500	3500
Kerb weight (+/- 5%)	2740	2910	2991
Towable weight	2000	2000	2000
AUTONOMY			
Fresh water capacity (L)	105	105	105
Waste water capacity (L)	100	100	100
Fuel tank capacity (L)	90	90	90
Gas cylinder capacity (kg)	13	13	13
Pre-equipment for battery (battery supplied by the dealer)	✓	✓	✓
HEATING / AIR CONDITIONING			
Combined heater/water heater with supply air using vehicle fuel	✗	✗	4000 W
Vehicle fuel heating with supply air circuit	4000 W	4000 W	✗
10 L water heater (gas) with electronic ignition	✓	✓	✗
Pre-equipped for living area air conditioning	✓	✓	✓
SLEEPING SPACE (CM)			
Fixed rear bed	208 x 132	✗	✗
Twin beds	✗	✗	(195 x 90) x 2
Overcab sleeping space	155 x 203	155 x 203	155 x 203
Lower berth	✗	211 x 80	✗
Upper berth	✗	211 x 80	✗
Dining nook convertible into extra spare sleeping space	✗	132 x 147/167 + 147 x 60	147/167 x 130
KITCHEN			
Compressor refrigerator (12V/230V)	✗	150L	150L
Gas refrigerator/12V/230V	87L	✗	✗



(1) Subject to homologation.

✓ AS STANDARD ○ OPTIONAL ✗ NOT AVAILABLE



All the technical data are available at www.challenger-motorhomes.com



Videos of our vehicles



Virtual viewing 360°



Download your catalogue



Technical info



Vehicle comparison tool



Choice of vehicle according to your profile



A-CLASS

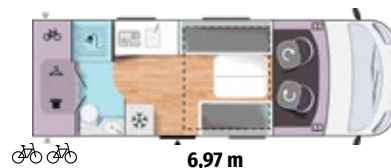
A ROYAL BREAK

2060

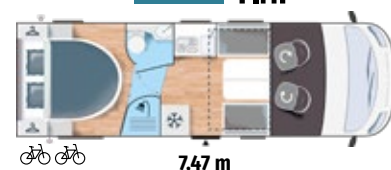
3048

	ETAPE EDITION	ETAPE EDITION
BASE VEHICLE	FIAT	FIAT
Engine power HP-kW	140 - 103	140 - 103
Transmission	Automatic	Automatic
EXTERIOR DIMENSIONS		
Overall length (m)	6,97	7,47
Overall width (m)	2,32	2,32
Overall height (m)	2,92	2,92
Interior height (m)	2,16	2,16
Wheelbase (m)	4,03	4,03
Right garage door (cm)	1045 x 620	745 x 1045
Left garage door (cm)	1845 x 419	652 x 549
16" alloy wheels	✓	✓
CAPACITY (Standard base vehicle)		
Seats authorised for road use (1)	4	4
Isofix mounts	✓	✓
Sleeping berths	4	4
Dining seats	5	5
WEIGHT (KG)		
Max technically permissible laden mass	3500	3500
Kerb weight (+/- 5%)	3095	3120
Towable weight	2000	2000
AUTONOMY		
Fresh water capacity (L)	120	120
Waste water capacity (L)	115	115
Fuel tank capacity (L)	90	90
Gas cylinder capacity (kg)	13	13
Pre-equipment for battery (battery supplied by the dealer)	✓	✓
HEATING / AIR CONDITIONING		
Combined vehicle fuel heating/water heater with supply air	6000 W	6000 W
SLEEPING SPACE (CM)		
Fixed rear bed	✗	160 x 190/200
Electric fold-down bed, sleeps 2 (max. 250 kg)	160 x 190	✗
Cab sleeping space	✗	○ 140 x 190
Dining nook convertible into extra spare sleeping space	130 x 195	100 x 195
KITCHEN		
Gas refrigerator/12V/230V	175 L AES	175 L AES

2060 FIAT



3048 FIAT



(1) Subject to homologation.

✓ AS STANDARD ○ OPTIONAL ✗ NOT AVAILABLE



All the technical data are available at www.challenger-motorhomes.com



Videos of our vehicles



Virtual viewing 360°



Download your catalogue



Technical info



Vehicle comparison tool









Choice of vehicle according to your profile

// PACKS AND OPTIONS

OVERVIEW

Connect pack	4 kg	Reversing camera, multimedia system, steering wheel controls and DAB radio antenna
X accessories pack	55 kg	Exterior awning, solar panel, flyscreen door, cab interior blind and 2 nd battery fitting kit
P accessories pack	55 kg	Exterior awning, solar panel, flyscreen door, cab interior blind, extra twin bed sleeping* space and 2nd battery fitting kit (may lead to loss of one seat for road use)
S Accessories pack	55 kg	Exterior awning, solar panel, flyscreen door, cab interior blind, dining nook additional sleeping space and 2nd battery fitting kit (+ additional twin bed sleeping space for the S217)
F&S Van Accessories pack	59 kg	Exterior awning, solar panel and cab interior blind
Van Accessories pack	79 kg	Exterior awning, solar panel, entrance door exterior lighting, flyscreen door, cab interior blind, dining nook additional sleeping space
Arctic pack	33 kg	Insulated and heated waste water tank, refrigerator grille cover, exterior insulated curtains, reinforced heating, electric boiler, underfloor heating
Van Arctic pack (BREAK)	11 kg	Insulated external heating and water circuits, 6000W vehicle fuel combined heating / water heater with supply air circuit, dashboard insulating cover, thermal insulation curtains for windows, dining nook blind, heated and insulated waste water tank and pop-up roof insulating cover (if the pop-up roof option has been ordered)
Van Arctic pack (SPORT)	11 kg	Insulated external water and heating circuits, 5500W vehicle fuel heating with supply air circuit, dashboard insulating cover, thermal insulation curtains for windows, dining nook blind, heated and insulated waste water tank and pop-up roof insulating cover (if the pop-up roof option has been ordered)
Fiat safety pack	1 kg	Automatic braking system with pedestrian detection, automatic lights and wipers activation, lane crossing warning, sign recognition, driver sleep detection and smart speed assistance
Ford Safety pack	1 kg	Collision warning, tyre pressure sensor, lane-crossing monitoring, rain and brightness detector
Drive pack	1 kg	Keyless entry and drive, electric parking brake, Full LED headlights
A-Class Drive pack	1 kg	Keyless entry, electric parking brake
Look pack	1 kg	Leather steering wheel, chromium-plated air vents, alloy wheels 16"
Smart pack	1 kg	Clean water level sensor, gas level sensor, battery level monitoring module, vehicle GPS tracker and vehicle levelling assistance system. Smart-phone connection via Bluetooth and Internet (under subscription)
Options	60 kg	Fiat 3T5 chassis >>> 4T250 heavy 180 HP mandatory
Options	20 kg	Superior 180 HP engine (Automatic gearbox required)
Options	1 kg	Ford 3T5 chassis >>> 4T1
Options	40 kg	Fiat 3T5 Light chassis >>> 3T5 Heavy
Options	55 kg	8-speed automatic gearbox
Options	70 kg	Tow hitch - factory-fitted (may lead to loss of one seat for road use)
Options	45 kg	Fold-down bed
Options	3 kg	Isofix mounts
Options	8 kg	138-litre fridge
Options	125 kg	White pop-up roof (Except for Heavy)
Options	125 kg	Black pop-up roof (Except for Heavy)
Options	1 kg	Cannes interior

✓ AS STANDARD ○ OPTIONAL – NOT AVAILABLE

										
	BREAK EDITION	SPORT EDITION	F&S EDITION	BREAK EDITION	SPORT EDITION	OPEN EDITION	BREAK EDITION	ETAPE EDITION	BREAK EDITION	ETAPE EDITION
	0	0	0	✓	✓	0	✓	✓	0	0
	-	-	-	-	-	0	-	-	-	-
	-	-	-	-	-	-	0	✓	0	✓
	-	-	-	0	✓	-	-	-	-	-
	-	-	O(1)	-	-	-	-	-	-	-
	0	✓	-	-	-	-	-	-	-	-
	-	-	-	0	0	0	0	0	0	0
	0	-	-	-	-	-	-	-	-	-
	-	0	0	-	-	-	-	-	-	-
	-	0	0	-	-	0	-	-	-	-
	-	-	-	✓	✓	-	✓	✓	-	-
	-	0	0	-	-	0	-	-	-	-
	-	-	-	-	-	-	-	-	-	0
	0	✓	✓	-	-	✓	-	-	0	✓
	-	-	-	0	0	0	0	0	0	0
	-	-	-	-	-	-	-	-	-	0
	-	0	0	-	-	0	-	-	-	0
	-	-	-	-	-	-	-	0	-	-
	0	0	0	-	-	-	-	-	-	-
	0	0	O(2)	0	✓	0	0	✓	0	✓
	-	-	-	0	0	0	0	0	0	0
	-	-	-	-	-	✓	✓10*	✓10*	-	✓10*
	-	0*	✓	-	-	✓	✓1-*	✓1-*	-	✓
	-	0*	-	-	-	-	-	-	-	-
	0	-	-	-	-	-	-	-	-	-
	-	0	✓	-	-	-	-	-	-	-
	-	-	-	-	0	0	-	0	-	0

* According to model

(1) Incompatible with the 8-speed automatic gearbox option

(2) Incompatible with the Accessory pack option



TAKE A BREAK!



All the technical data
are available at
www.challenger-motorhomes.com



Videos
360°



Technical
info



Options

TRIGANO VDL

1, avenue de Rochebonne
CS 69003 07302
Tournon-sur-Rhône Cedex France
contact@challenger.tm.fr

All technical specifications (texts and photos) valid at the time of printing (August 2024) are provided by Challenger for general guidance. They may be subject to modification, often because of technical progress. Where there are multilingual versions, the French text is the binding version.

Non-contractual document.

Photos: Alain Reynaud, Sébastien Sassoulas, Ronan Kerloch.



Since Challenger is committed to the environment, this publication has been printed on PEFC paper from sustainably managed forests.



All paper is
sorted and recycled